


Green Triplex PM060P00

Multi-Crystalline
Photovoltaic Module



Power Range
250 ~ 270 Wp



Highly Strengthened Design
Module complies with advanced loading tests to meet 5400 Pa loading requirements



IP-67 Rated Junction Box
Advanced water and dust proof level



Flammability Test
Low ignitability ensuring fire safety



Anti-Reflection Coated Glass
Anti-reflective surface enhances the power performance



PID-Free



Resistance to Salt Corrosion and Humidity
Module complies with IEC 61701: Salt Mist Corrosion Testing



Ammonia Test
Reliable in ammonia rich environment



BenQ
Solar

Green Triplex PM060P00 (250 ~ 270 W_p)

Electrical Data

Typ. Nominal Power P _N	250 W	255 W	260 W	265 W	270 W
Typ. Module Efficiency	15.5%	15.8%	16.1%	16.4%	16.7%
Typ. Nominal Voltage V _{mp} (V)	30.6	30.8	31.2	31.6	32.1
Typ. Nominal Current I _{mp} (A)	8.17	8.28	8.34	8.36	8.42
Typ. Open Circuit Voltage V _{oc} (V)	37.4	37.6	37.7	37.9	38.1
Typ. Short Circuit Current I _{sc} (A)	8.69	8.76	8.83	8.89	8.94
Maximum Tolerance of P _N	0 / +3%				

- * Above data are the effective measurement at Standard Test Conditions (STC)
- * STC: irradiance 1000 W/m², spectral distribution AM 1.5, temperature 25 ± 2 °C, in accordance with EN 60904-3
- * The given electrical data are nominal values which account for basic measurements and manufacturing tolerances of ±10%, with the exception of P_N. The classifications is performed according to P_N

Temperature Coefficient

NOCT	46 ± 2 °C
Typ. Temperature Coefficient of P _N	-0.39 % / K
Typ. Temperature Coefficient of V _{oc}	-0.30 % / K
Temperature Coefficient of I _{sc}	0.07 % / K

- * NOCT: Normal Operation Cell Temperature, measuring conditions: irradiance 800 W/m², AM 1.5, air temperature 20 °C, wind speed 1 m/s

Mechanical Characteristics

Dimensions (L x W x H)	1639 x 983 x 40 mm (64.53 x 38.70 x 1.57 in)
Weight	18.5 kg (40.79 lbs)
Front Glass	High transparent solar glass (tempered), 3.2 mm (0.13 in)
Cell	60 multicrystalline solar cells
Back Sheet	Composite film
Frame	Anodized aluminum frame
Junction Box	IP-67 rated with 3 bypass diodes
Connector Type & Cables	TE Connectivity PV4: 1 x 4 mm ² (0.04 x 0.16 in ²), Length: each 1.0 m (39.37 in) YUKITA YS-254/ YS-255: 1 x 4 mm ² (0.04 x 0.16 in ²), Length: each 1.065 m (41.93 in) MC KST4/KBT4: 1 x 4 mm ² (0.04 x 0.16 in ²), Length: each 1.0 m (39.37 in)

Operating Conditions

Operating Temperature	-40 ~ +85 °C
Ambient Temperature Range	-40 ~ +45 °C
Max. System Voltage IEC/UL	1000 V / 1000 V
Serial Fuse Rating	15 A
Maximum Surface Load Capacity	Tested up to 5400 Pa according to IEC 61215 (advanced test)

Warranties and Certifications

Product Warranty	Maximum 10 years for material and workmanship
Performance Guarantee	Guaranteed linear degradation to 80% for 25 years *1
Certifications	According to IEC/EN 61215, IEC/EN 61730 and UL 1703 guidelines *2

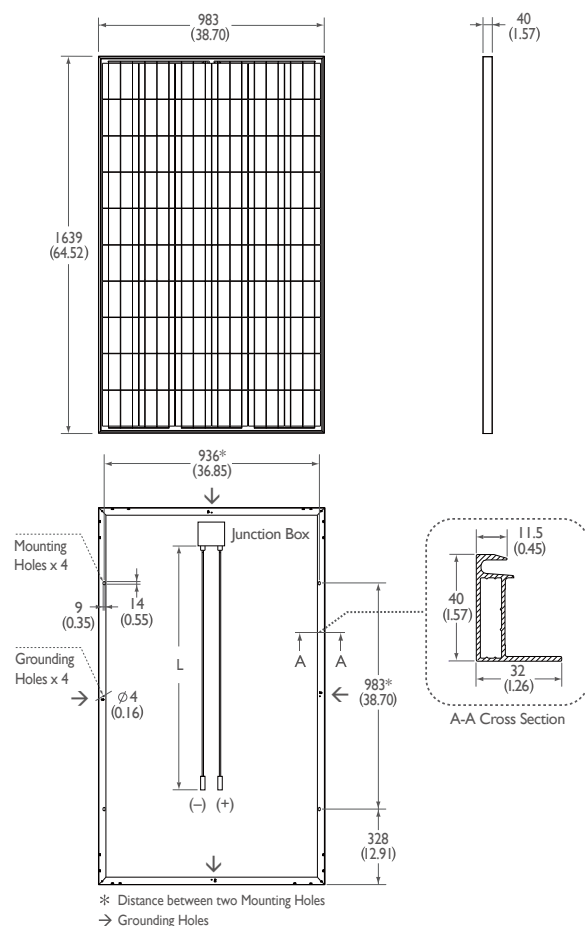
*1: Please refer to warranty letter for detail

*2: Please confirm other certifications with official dealers

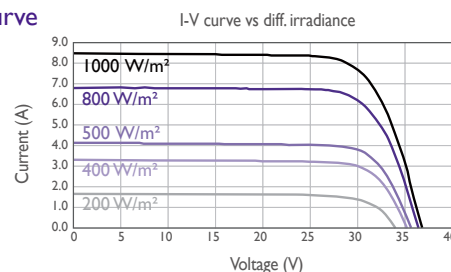
Packing Configuration

Container	20' GP	40' GP	40' HQ
Pieces per Pallet	26	26	26
Pallets per Container	6	14	28
Pieces per Container	156	364	728

Dimensions mm (inch)



I-V Curve



Current/voltage characteristics with dependence on irradiance and module temperature.

Dealer Stamp



AU Optronics Corporation

No. 1, Li-Hsin Rd. 2, Hsinchu Science Park, Hsinchu 30078, Taiwan
Tel: +886-3-500-8899 www.BenQSolar.com



BenQ Solar is a division of AU Optronics This datasheet is printed with Soy Ink
© Copyright February 2015 AU Optronics Corp. All rights reserved. Information may change without notice.



BenQ
Solar